

Please check the vehicle for a remote start function. If this vehicle is equipped with a remote start, ensure you sever the starter wire under the hood, checking that you have disabled both key and remote start functions before proceeding with the installation. If further assistance is needed regarding an alternate start wire location, please contact Product Support.

Vehicle \*

Aston Martin DBS (Push Button) 2008-2012

Lookup Make

Aston Martin

Lookup Model

DBS (Push Button)

Lookup Years


2008-2012



Drive System

Standard (Gas/Diesel)

### 12v Constant



Wire Color & Polarity

Red +


Location

Fuse/Relay Box under passenger side floor board. Plug located on the right side.

Notes

Pull back carpet and remove several T27 screws

### Ignition



#### Ignition Color & Polarity


Green/ Orange +

#### Ignition Location

Fuse/Relay box under passenger side floor board. Plug located on the right side.

#### Ignition Notes

### Starter



Starter Color & Polarity

White/Red +

Starter Type

Starter

Starter Location

Passenger side engine compartment.

Starter Notes

Harness located next to fuse relay box. Grommet located high above passenger side kick panel.

### Lights



Lights Color & Polarity

Lights Type


Parking Lights

Lights Location

Lights Notes

Not yet available

### Horn



Horn Color & Polarity

Horn Location

Horn Notes



The data that is supplied by ##### Inc. is for informational purposes only. ##### Inc. does not in any way, warranty accuracy of the data. Before attempting any installation or connections, the installer should verify all wires with a multi-meter. At all times the installer assumes all damages, defects, or all other problems that could be linked to the installation process.